



# DSP Builder

---

## Release Notes and Errata



101 Innovation Drive  
San Jose, CA 95134  
[www.altera.com](http://www.altera.com)

Software Version: 9.0  
Document Date: 15 June 2009

Copyright © 2009 Altera Corporation. All rights reserved. Altera, The Programmable Solutions Company, the stylized Altera logo, specific device designations, and all other words and logos that are identified as trademarks and/or service marks are, unless noted otherwise, the trademarks and service marks of Altera Corporation in the U.S. and other countries. All other product or service names are the property of their respective holders. Altera products are protected under numerous U.S. and foreign patents and pending applications, maskwork rights, and copyrights. Altera warrants performance of its semiconductor products to current specifications in accordance with Altera's standard warranty, but reserves the right to make changes to any products and services at any time without notice. Altera assumes no responsibility or liability arising out of the application or use of any information, product, or service described herein except as expressly agreed to in writing by Altera Corporation. Altera customers are advised to obtain the latest version of device specifications before relying on any published information and before placing orders for products or services.

## Chapter 1. Standard Blockset

Revision History .....	1-1
Errata .....	1-1
DSP Block Naming Issue in Software Version 8.1 .....	1-2
Incorrect Pin Assignments Test2S60Board.mdl Design Example .....	1-3
MATLAB Runs Out of Java Virtual Machine Heap Memory .....	1-3
VCD Sink Block Does Not Generate HDL Files on Linux .....	1-4
Errors Issued With Imported Quartus II Project .....	1-4
Cannot Compare Simulink Against ModelSim When Using VIP Suite IP .....	1-4
MATLAB Hangs If You Press Enter in Signal Compiler Device Box .....	1-5
Reset Signal Inverted if _n Appended to Signal Name .....	1-5
Error Generating HDL for State Machine Editor Block .....	1-6
Error During Fast Functional Simulation of FFT MegaCore Function .....	1-6
Additional Project Assignments Required for User Libraries .....	1-7
Dual-Clock FIFO Simulation Does Not Match ModelSim .....	1-7

## Chapter 2. Advanced Blockset

Revision History .....	2-1
Errata .....	2-1
Multiplier Optimizations Can Cause Signal Width Mismatch in Synthesis .....	2-2
HIL Simulation of Combined Blockset Design Outputs All Zeros .....	2-3
Latency Not Balanced for ModelBus blocks Outside Primitive Subsystem .....	2-3
Hardware Tcl Files Do Not Have Correct Port Names for Vector Ports .....	2-4
Bus and System Clocks Must Match When Using Bus Stimulus Block .....	2-4
Primitive Automatic Testbench Flow Incorrect with Many Integer Bits .....	2-5
Limit of 50 Subsystem Ports Anywhere in a Design .....	2-5
Saturation Limitation When using the Scale Block .....	2-6
Very High Hard Multiplier Threshold Does Not Force the Use of Logic .....	2-6
No Forward Flow Control in Primitive Subsystems .....	2-6
Limitations of the ModelSim Testbench Flow .....	2-7
HIL Error When Using Async Clear as Async Load .....	2-7
Results for ModelPrim Blocks May be Incorrect for Fractional Types .....	2-7
Cannot Import a Combined Blockset Design into SOPC Builder .....	2-8
Incorrect Simulation Results if Word Length Greater Than 64 bits .....	2-8
Compilation Error if Unused Channel Out Port is Terminated .....	2-9

## Additional Information

Update Status .....	Info-1
How to Contact Altera .....	Info-1
Typographic Conventions .....	Info-2



This chapter describes new features, revision history, known errata and documentation changes for the DSP Builder standard blockset.

## Revision History


Table 1–1 lists the revision history for the DSP Builder standard blockset v9.0, v8.1, v8.0 SP1, and v8.0.

**Table 1–1.** DSP Builder Standard Blockset Revision History

Version	Date	Revision
9.0 SP1	May 2009	<ul style="list-style-type: none"> <li>■ Maintenance release.</li> </ul>
9.0	March 2009	<ul style="list-style-type: none"> <li>■ Support for Linux operating systems.</li> <li>■ Support for Arria® II GX.</li> </ul>
8.1	November 2008	<ul style="list-style-type: none"> <li>■ Removed obsolete <i>Simulation Accelerator</i> block and deprecated support for the Video and Image Processing Suite.</li> <li>■ Updated Hardware in the loop (HIL) block user interface.</li> </ul>
8.0 SP1	July 2008	<ul style="list-style-type: none"> <li>■ Maintenance release.</li> </ul>
8.0	May 2008	<ul style="list-style-type: none"> <li>■ New <i>Display Pipeline Depth</i> block.</li> <li>■ Export HDL option added to <i>Signal Compiler</i>.</li> <li>■ Integration with the Quartus® II state machine editor.</li> <li>■ Added support for Stratix® IV devices.</li> <li>■ <i>Stratix III DSP</i> block renamed as <i>DSP</i> block.</li> <li>■ Added support for the Cyclone® III 3C120 and Stratix III 3SL150 DSP development boards.</li> <li>■ Added support for MATLAB R2007b and R2008a (dropped R14 SP3).</li> <li>■ Added support for the Quartus II IP (.qip) file and design archiving.</li> <li>■ Expanded platform support (Windows Vista 32-bit and 64-bit with 32-bit MATLAB). Several errata fixes and documentation updates.</li> </ul>

## Errata

Errata are functional defects or errors which may cause DSP Builder to deviate from published specifications. Table 1–2 shows the errata that affect the DSP Builder standard blockset v9.0, v8.1, v8.0 SP1, and v8.0.

 For the latest errata information, refer to the *DSP Builder Release Notes and Errata* on the Altera literature website.

**Table 1–2.** DSP Builder Standard Blockset Errata

Added or Updated	Issue	Affected Version				
		9.0 SP1	9.0	8.1	8.0 SP1	8.0
15Jun09	DSP Block Naming Issue in Software Version 8.1	—	Fixed	✓	—	—
15May09	Incorrect Pin Assignments Test2S60Board.mdl Design Example	Fixed	✓	—	—	—
01Apr09	MATLAB Runs Out of Java Virtual Machine Heap Memory	✓	✓	✓	✓	✓
15Mar09	VCD Sink Block Does Not Generate HDL Files on Linux	✓	✓	—	—	—
	Errors Issued With Imported Quartus II Project	—	Fixed	✓	✓	✓
	Cannot Compare Simulink Against ModelSim When Using VIP Suite IP	—	—	✓	—	—
01Nov08	MATLAB Hangs If You Press Enter in Signal Compiler Device Box	✓	✓	✓	—	—
	Reset Signal Inverted if _n Appended to Signal Name	✓	✓	✓	✓	✓
	Error Generating HDL for State Machine Editor Block	—	—	Fixed	✓	✓
	Error During Fast Functional Simulation of FFT MegaCore Function	—	—	—	✓	✓
15May08	Additional Project Assignments Required for User Libraries	✓	✓	✓	✓	✓
01May07	Dual-Clock FIFO Simulation Does Not Match ModelSim	✓	✓	✓	✓	✓

## DSP Block Naming Issue in Software Version 8.1

The Stratix III DSP block was renamed to DSP block in the v8.0 software because it also supports Stratix IV devices. A forwarding table in the library model ensured that any blocks named Stratix III DSP block upgraded from the previous release was recognized as a DSP block in the v8.0 software.

The name of the block incorrectly reverted to Stratix III DSP in the v8.1 software.

### Affected Configurations

Designs upgraded from v8.0 that use the DSP block.

### Design Impact

A DSP block in a design upgraded from v8.0 is not recognized in the v8.1 software.

### Workaround

If you upgrade to v9.0, any blocks named DSP or Stratix III DSP are recognized as DSP blocks.

Alternatively, you can edit the `<install directory>\quartus\dsp_builder\bin\mdllibrary\allblocks_alteradspbuilder2.mdl` file in the v8.1 software and add the following reverse forwarding table string:

```
ForwardingTableString " |__s1OldName__|allblocks_alteradspbuilder2/DSP
Block|__s1NewName__|allblocks_alteradspbuilder2/Stratix III DSP Block"
```

### Solution Status

This issue is fixed in v9.0 of the DSP Builder advanced blockset.

## Incorrect Pin Assignments Test2S60Board.mdl Design Example

The pin assignments for the PLL output clock resets are incorrect in the design example `Test2S60Board.mdl`.

### Affected Configurations

Design example `Test2S60Board.mdl`.

### Design Impact

Errors are issued reporting invalid pin assignments when you run the Quartus II Fitter from the `Signal Compiler` block.

### Workaround

Perform the following steps to correct the pin assignments.

1. In MATLAB, navigate to the directory `<install directory>\quartus\dsp_builder\DesignExamples\Demos\Board\StratixII_DSPBoard_2S60` and open the model `Test2S60Board.mdl`.
2. Double-click on the `Quartus II assignments` block to open the subsystem window.
3. Double-click on the `Quartus II Pinout Assignments1` block to open the **Block Parameters** dialog box for `PLL clock reset out`. Change the pin location assignments to `Pin_AD32`, `Pin_AB30`, `Pin_M30`, `Pin_N29`. Click **OK** to apply and save the changes.
4. Save the model.
5. Use the normal procedures to compile and download the design to the board, and run `SignalTap II Analysis` on the design.

### Solution Status

This issue is fixed in v9.0 SP1 of DSP Builder.

## MATLAB Runs Out of Java Virtual Machine Heap Memory

For a very large design, MATLAB may have insufficient heap memory available for the Java virtual machine.

### Affected Configurations

Very large designs containing many thousand blocks.

### Design Impact

Compilation fails and MATLAB issues an error message of the form:

```
"OutOfMemoryError: Java heap space"
```

### Workaround

Increase the heap space available to the Java virtual machine. For more information, refer to:

<http://www.mathworks.com/support/solutions/data/1-18I2C.html>

**Solution Status**

This issue will be documented in a future release of DSP Builder.

**VCD Sink Block Does Not Generate HDL Files on Linux**

The VCD Sink block does not generate HDL files on Linux systems.

**Affected Configurations**

Linux configurations.

**Design Impact**

No HDL is generated for the VCD Sink block.

**Workaround**

None.

**Solution Status**

This issue will be fixed in a future release of DSP Builder.

**Errors Issued With Imported Quartus II Project**

HDL Import blocks that import Quartus II projects may cause errors while executing the Signal Compiler or TestBench flows.

**Affected Configurations**

Models with HDL Import blocks that reference Quartus II projects with SEARCH\_PATH assignments, rather than USER\_LIBRARIES assignments.

**Design Impact**

Models containing HDL Import blocks that import Quartus II projects generated using Quartus II v8.0 may fail to generate hardware because the library settings are not recognized.

**Workaround**

Add a USER\_LIBRARIES setting to the .qsf file for the Quartus II project to be imported. The assignment value should be the concatenation of all the project's SEARCH\_PATH assignment values, separated by semi-colons and enclosed within quotes. These required search path values may be in the top-level .qsf file, or in .qip files included in the project. Then recompile the HDL Import block.

**Solution Status**

This issue is fixed in v9.0 of DSP Builder.

**Cannot Compare Simulink Against ModelSim When Using VIP Suite IP**

Execution of the Compare against HDL or Generate HDL steps in the Testbench Generator dialog box issues an error for Video and Image Processing Suite MegaCore functions.

### Affected Configurations

Designs using Video and Image Processing Suite MegaCore function blocks.

### Design Impact

Testbench generation does not complete successfully, and automatic comparison of the Simulink simulation results against the results from ModelSim® is not possible.

### Workaround

A MATLAB m-script is provided that give access to the testbench flow, with the flow output being sent to the MATLAB command window. The command required to use this script is:

```
alt_dspbuilder_compare_VIP_design_against_HDL(<model>, <performcompare>)
```

where:

- *<model>* is the name of the .mdl file for which the flow is to be run.
- *<performcompare>* is optional, setting it to 0 causes the final Compare Results step to be skipped. The default value of 1 causes the Compare Results step to be run.

After the script is run, you can use the features available in the **Advanced** tab of the **Testbench Generator** dialog box (excluding the **Generate HDL** step).

### Solution Status

The Video and Image Processing Suite MegaCore functions are not supported in DSP Builder v9.0 or later.

## MATLAB Hangs If You Press Enter in Signal Compiler Device Box

MATLAB hangs if you press the Enter or Return key in the **Device** box on the **Signal Compiler** dialog box.

### Affected Configurations

All configurations.

### Design Impact

None.

### Workaround

Take care to avoid pressing the Enter or Return key after typing the device name.

### Solution Status

This issue will be fixed in a future release of DSP Builder.

## Reset Signal Inverted if `_n` Appended to Signal Name

The reset signal is inverted if `_n` is appended to the signal name specified in the `Clock` or `Clock_Derived` block.

**Affected Configurations**

Designs which include a `Clock` or `Clock_Derived` block.

**Design Impact**

The inverted reset signal is propagated through the design.

**Workaround**

Do not append `_n` to the reset signal specified in a `Clock` or `Clock_Derived` block unless you explicitly want the signal to be inverted. Note that you can append `_N` (uppercase) without inverting the reset signal.

**Solution Status**

This issue will be fixed in a future release of DSP Builder.

**Error Generating HDL for State Machine Editor Block**

Generating HDL from some State Machine Editor block configurations can cause an access violation to occur.

**Affected Configurations**

Designs using the State Machine Editor block which include the `==` operator in conditional expressions.

**Design Impact**

HDL generation does not complete successfully, and the block configuration is not integrated into the DSP Builder design.

**Workaround**

Do not use the `==` operator in conditional expressions. However, you can use the `~` operator. For example, use `in1` and `~in1` rather than `in1==1` and `in1==0`.

**Solution Status**

This issue is fixed in v8.1 of the Quartus II software.

**Error During Fast Functional Simulation of FFT MegaCore Function**

Designs implementing a fast Fourier transform (FFT) using the FFT MegaCore function block cannot be simulated using the fast functional simulation technology.

**Affected Configurations**

Any v8.0 design containing v7.1, v7.2, or v8.0 FFT MegaCore function blocks.

**Design Impact**

A run-time error is issued if you attempt to perform a bit-accurate (faster) simulation.

**Workaround**

Select cycle-accurate mode before performing simulation.

### **Solution Status**

Fast functional simulation is obsolete in v8.1.

## **Additional Project Assignments Required for User Libraries**

Additional project assignments may be required when using the Export HDL flow with user libraries.

### **Affected Configurations**

Configurations that include MegaCore function, HDL Import, or State Machine Editor blocks.

### **Design Impact**

Compilation fails in the Quartus II software with an error of the form:

```
Error: Node instance <block_name> instantiates undefined entity  
<entity_name>
```

### **Workaround**

Add the following to the Quartus II project:

- The `.qip` file corresponding to the entity named in the error message. (This file is located in the import subdirectory corresponding to the library model.)
- In some cases you may also need to add any libraries which are referenced by HDL Import block(s) in the library model.

### **Solution Status**

This issue will be fixed in a future release of DSP Builder.

## **Dual-Clock FIFO Simulation Does Not Match ModelSim**

The Dual-Clock FIFO simulation in Simulink is functionally equivalent to hardware, but not cycle-accurate.

### **Affected Configurations**

Most configurations are affected.

### **Design Impact**

The delay between the write-side adding data and the read-side seeing it, and between the read-side clearing space in the FIFO and the write-side seeing it, does not match hardware.

### **Workaround**

Do not rely on these timing characteristics for correctness of a design.

### **Solution Status**

This issue will be fixed in a future release of DSP Builder.



This chapter describes new features, revision history, known errata and documentation changes for the DSP Builder advanced blockset.

### Revision History

Table 2–1 lists the revision history for the DSP Builder advanced blockset.

**Table 2–1.** DSP Builder Advanced Blockset Revision History

Version	Date	Revision
9.0 SP1	May 2009	Maintenance release.
9.0	March 2009	Support for Linux operating systems. Support for Arria® II GX. Updated SOPC Builder support and procedures for instantiating a design. Support for running all the automatic testbenches in a design. Improved documentation for the NCO block including multichannel design examples with support for multiple banks.
8.1	November 2008	New W-CDMA example designs. Latency display option on ModellIP blocks. DONT_CARE option on Dual Memory block. Diagrammatic channelization format display for ModellIP blocks. Quartus II IP (.qip) file support. Latency constraints can be applied using the SynthesisInfo block.
8.0 SP1	July 2008	Maintenance release.
8.0	May 2008	First release of the DSP Builder Advanced Blockset.

### Errata

Errata are functional defects or errors which may cause DSP Builder to deviate from published specifications. Table 2–2 shows the errata that affect the DSP Builder advanced blockset v9.0, v8.1, v8.0 SP1, or V8.0.



For the latest errata information, refer to the *DSP Builder Release Notes and Errata* on the Altera literature website.

**Table 2–2.** DSP Builder Advanced Blockset Errata (Part 1 of 2)

Added or Updated	Issue	Affected Version				
		9.0 SP1	9.0	8.1	8.0 SP1	8.0
15May09	Multiplier Optimizations Can Cause Signal Width Mismatch in Synthesis	✓	—	—	—	—
	HIL Simulation of Combined Blockset Design Outputs All Zeros	Fixed	✓	—	—	—

**Table 2-2.** DSP Builder Advanced Blockset Errata (Part 2 of 2)

Added or Updated	Issue	Affected Version				
		9.0 SP1	9.0	8.1	8.0 SP1	8.0
01Apr09	Latency Not Balanced for ModelBus blocks Outside Primitive Subsystem	✓	✓	—	—	—
15Mar09	Hardware Tcl Files Do Not Have Correct Port Names for Vector Ports	✓	✓	—	—	—
	Bus and System Clocks Must Match When Using Bus Stimulus Block	✓	✓	✓	✓	✓
	Primitive Automatic Testbench Flow Incorrect with Many Integer Bits	—	Fixed	✓	—	—
	Limit of 50 Subsystem Ports Anywhere in a Design	—	Fixed	✓	—	—
01Nov08	Saturation Limitation When using the Scale Block	✓	✓	✓	—	—
	Very High Hard Multiplier Threshold Does Not Force the Use of Logic	✓	✓	✓	—	—
	No Forward Flow Control in Primitive Subsystems	✓	✓	✓	—	—
	Limitations of the ModelSim Testbench Flow	✓	✓	✓	—	—
	HIL Error When Using Async Clear as Async Load	—	—	Fixed	✓	✓
15May08	Results for ModelPrim Blocks May be Incorrect for Fractional Types	—	—	Fixed	✓	✓
	Cannot Import a Combined Blockset Design into SOPC Builder	✓	✓	✓	✓	✓
	Incorrect Simulation Results if Word Length Greater Than 64 bits	✓	✓	✓	✓	✓
	Compilation Error if Unused Channel Out Port is Terminated	✓	✓	✓	✓	✓

## Multiplier Optimizations Can Cause Signal Width Mismatch in Synthesis

Multiplier optimizations can lead to signal bit width mismatches and VHDL errors in synthesis.

### Affected Configurations

Primitive subsystems where a multiplier feeds directly into an output port.

### Design Impact

When you compile for synthesis in the Quartus II software, an error is issued of the form:

```
Error: Actual width (34) of port "q1" on instance "<model>:<submod>"
is not compatible with the formal port width (30) declared by the
instantiated entity
```

This is because the output signal is smaller than expected because of a multiplier optimization not being propagated on to a fixed width entity (usually an subsystem boundary or other fixed-width block).

### Workaround

Use a Convert block from the ModelPrim library to explicitly set the required signal format on the output of the multiplier.

### Solution Status

This issue will be fixed in a future release of the DSP Builder advanced blockset.

## HIL Simulation of Combined Blockset Design Outputs All Zeros

A Hardware in the loop (HIL) design containing blocks from both the standard and advanced blocksets sometimes outputs all zeros when simulated. This problem occurs when the reset type is set to **Low** in the `Signals` block.

The *DSP Design Flow Guide* currently states that an embedded advanced blockset design should have the same reset type as the standard blockset design in which it is embedded. This is incorrect; the advanced blockset design must always have an active high reset.

### Affected Configurations

HIL designs derived from a model created using the advanced blockset.

### Design Impact

The HIL simulation output remains zero.

### Workaround

Change the reset type specified in the `Signals` block to **High** by performing the following steps:

1. In the original combined blockset design, set the **Reset** name to `aclr` and **Reset active** to **High** in the `Signals` block.
2. Delete all the generated files from the `rtl` directory specified as the **Hardware destination directory** in the `Control` block.
3. Delete all the files from the `DSPBuilder_<top level>_import` directory.
4. Delete all the files from `<top level>_dspbuilder` directory.
5. Run Simulink simulation (to generate HDL for the advanced blockset).
6. Compile the design in the `Signal Compiler` block (generate HDL and create a Quartus II project for the whole design).
7. Open the HIL model and run the normal HIL flow.



The reset level specified in the `Clock` block is not relevant.

### Solution Status

This issue is fixed in the latest version of the *DSP Design Flow Guide*.

## Latency Not Balanced for ModelBus blocks Outside Primitive Subsystem

If you are using ModelBus blocks outside of a primitive subsystem with **Scheduled** synthesis style, it is likely that the latencies on the address, write enable and data paths created for these blocks may not be balanced in v9.0.

### Affected Configurations

Configurations using ModelBus blocks outside of a primitive subsystem with **Scheduled** synthesis style. ModelBus blocks inside a scheduled subsystem are not affected.

**Design Impact**

The latencies on the address, write enable and data paths created for ModelBus blocks outside of a primitive subsystem may not be balanced.

**Workaround**

To ensure the data path is registered in line with the address and write enable for such unscheduled blocks, define the following workspace variable before performing simulation and HDL generation (for example in the model `InitFnc` callbacks):

```
DSPBA_Features.useScheduledDataBus = false;
```

The default v9.0 behavior can be restored by setting this variable to `true`.

**Solution Status**

This issue will be fixed in a future release of the DSP Builder advanced blockset.

**Hardware Tcl Files Do Not Have Correct Port Names for Vector Ports**

If any input ports to the synthesizable system have vector inputs (for example if they feed into a FIR filter with more than one channel and a sample rate matching the clock rate), the `<hardware>_hw.tcl` file generated for SOPC Builder has misnamed ports.

**Affected Configurations**

Any synthesizable system that has vector input ports.

**Design Impact**

The port names in the `<hardware>_hw.tcl` file are not vectorized. For example, it might only list an input `a` and an output `q`, although the VHDL actually contains input port names `a0, a1,...` and output port names `q0, q1,...`

**Workaround**

Manually correct the Tcl file using the generated VHDL as a reference. For example:

```
add_interface_port exp a export Input 17
```

becomes:

```
add_interface_port exp a0 export Input 17
```

```
add_interface_port exp a1 export Input 17
```

```
add_interface_port exp a2 export Input 17
```

```
...
```

```
...
```

**Solution Status**

This issue will be fixed in a future release of the DSP Builder advanced blockset.

**Bus and System Clocks Must Match When Using Bus Stimulus Block**

Testbench simulation results are incorrect when using the `Bus Stimulus` block if the bus clock frequency is different from the frequency of the system clock.

### **Affected Configurations**

Any design that uses the `Bus Stimulus` block.

### **Design Impact**

The testbench simulation results are incorrect.

### **Workaround**

The bus clock frequency must be the same as the frequency of the system clock. Turn on **Separate Bus Clock** and **Bus Clock Synchronous with System Clock** in the Signal block for your model.

### **Solution Status**

This issue will be fixed in a future release of the DSP Builder advanced blockset.

## **Primitive Automatic Testbench Flow Incorrect with Many Integer Bits**

The primitive automatic testbench flow may be incorrect when using fractional representations with many integer bits.

### **Affected Configurations**

Designs that require a large number of integer bits.

### **Design Impact**

Unexpected simulation mismatches are reported.

### **Workaround**

Reduce the number of integer bits required by your model.

### **Solution Status**

This issue is fixed in v9.0 of the DSP Builder advanced blockset.

## **Limit of 50 Subsystem Ports Anywhere in a Design**

All blocks that become functional units are restricted to a maximum of 50 ports.

### **Affected Configurations**

Any block or subsystem that has more than 50 ports.

### **Design Impact**

An assert `m_inCount <= m_maxInCount` which crashes MATLAB.

### **Workaround**

Avoid creating a subsystem or block with more than 50 ports.

### **Solution Status**

This issue is fixed in v9.0 of the DSP Builder advanced blockset.

## Saturation Limitation When using the Scale Block

When you increase the number of fractional bits used for a signal, the MSB may be truncated.

### Affected Configurations

Configurations using the `Scale` block.

### Design Impact

The MSB may be truncated.

### Workaround

Use a `Convert` block inside the primitive subsystem.

### Solution Status

This issue will be fixed in a future release of the DSP Builder advanced blockset.

## Very High Hard Multiplier Threshold Does Not Force the Use of Logic

Setting a very high Hard Multiplier Threshold should avoid using any DSP blocks.

### Affected Configurations

All configurations.

### Design Impact

Unwanted use of DSP blocks.

### Workaround

None.

### Solution Status

This issue will be fixed in a future release of the DSP Builder advanced blockset.

## No Forward Flow Control in Primitive Subsystems

'Bursty' input data is not supported for primitive subsystems, that is designs where the `valid` signal toggles high and low repeatedly.

### Affected Configurations

Any primitive subsystem.

### Design Impact

The simulation results are incorrect.

### Workaround

Avoid using bursts of data.

### **Solution Status**

This issue will be fixed in a future release of the DSP Builder advanced blockset.

## **Limitations of the ModelSim Testbench Flow**

The Run ModelSim block can be used to simulate a model in ModelSim. This flow attempts to make a ModelSim testbench by synthesizing all the block (including any Simulink blocks in the top-level). However only a limited number of Simulink blocks are synthesizable and an empty subsystem is created for the unsupported blocks.

### **Affected Configurations**

Any model with unsynthesizable Simulink blocks in the top-level.

### **Design Impact**

The testbench cannot be simulated.

### **Workaround**

Use only the supported blocks in the testbench for your design or write your own HDL for the empty subsystems. (A full list of synthesizable blocks is given in the description of the Run ModelSim block.) Alternatively, you can use the automatic testbench flow to simulate each subsystem in your design separately.

### **Solution Status**

This issue will be fixed in a future release of the DSP Builder advanced blockset.

## **HIL Error When Using Async Clear as Async Load**

A HIL design does not work when the reset is used both as Async Clear and Async Load, and is tied to the JTAG reset.

### **Affected Configurations**

Advanced blockset designs that integrate a HIL block from the standard blockset.

### **Design Impact**

The design stays in reset and all outputs are zero.

### **Workaround**

None.

### **Solution Status**

This issue is fixed in v8.1 of the DSP Builder advanced blockset.

## **Results for ModelPrim Blocks May be Incorrect for Fractional Types**

The ModelPrim blocks give an incorrect result if you specify a fractional output bit width that is different to the width that would be selected if you choose the **Inherit via Internal Rule** option.

**Affected Configurations**

Configurations of ModelPrim blocks where the **Specify via dialog** option has been used.

**Design Impact**

The simulation value does not match the Simulink multiplier.

**Workaround**

When using fractional types, ensure that the output bit width is specified to be the sum of the input bit widths. Alternatively, add a `Convert` block if you need any other fractional output bit width.

**Solution Status**

This behavior is described in v8.1 of the *DSP Builder Advanced Blockset User Guide*.

**Cannot Import a Combined Blockset Design into SOPC Builder**

You cannot import a design that combines blocks from the standard and advanced blocksets into SOPC Builder.

**Affected Configurations**

Configurations which combine blocks from the standard and advanced blocksets.

**Design Impact**

If you attempt to import a combined blockset design into SOPC Builder, warning are issued stating that there are multiple clocks with the same name and the component is not added to the system.

**Workaround**

There is no workaround.

**Solution Status**

This issue will be fixed in a future release of the DSP Builder advanced blockset.

**Incorrect Simulation Results if Word Length Greater Than 64 bits**

The simulation results are incorrect for ModelIP blocks if the word length is greater than 64 bits.

**Affected Configurations**

Configurations which include ModelIP blocks are affected. However, ModelPrim blocks do support word lengths greater than 64 bits.

**Design Impact**

The simulation results are incorrect.

### **Workaround**

Restrict the word length used by ModelIP blocks to 64 bits.

### **Solution Status**

This issue will be fixed in a future release of the DSP Builder advanced blockset.

## **Compilation Error if Unused Channel Out Port is Terminated**

Quartus II compilation fails if an unused channel or valid signal from a Channel Out block is connected to a Simulink Terminator block inside a primitive subsystem.

### **Affected Configurations**

Primitive subsystems with unused channel or valid output signals.

### **Design Impact**

Incorrect HDL is generated and errors are issued when you attempt to compile the design in the Quartus II software.

### **Workaround**

Leave the unused signals unconnected or terminate them outside the subsystem.

### **Solution Status**

This issue will be fixed in a future release of the DSP Builder advanced blockset.



## Update Status

The following table displays the update status for these release notes.

Date	Version	Changes Made
15 June 2009	4.3	Added an errata in the standard blockset chapter.
May 2009	4.2	Updated for software version 9.0 SP1.
April 2009	4.1	Added and updated errata in the advanced blockset chapter.
March 2009	4.0	Updated for software version 9.0.
November 2008	3.0	Updated for software version 8.1.
July 2008	2.1	Added one errata to standard blockset chapter.
May 2008	2.0	Added separate chapter for the advanced blockset and moved install information to new <i>DSP Design Flow User Guide</i> .
December 2007	1.2	Fixed two errata.
15 October 2007	1.1	Added two errata.
October 2007	1.0	New combined release notes and errata document for the current and previous two releases.

## How to Contact Altera

For the most up-to-date information about Altera® products, refer to the following table.






Contact 1	Contact Method	Address
Technical support	Website	<a href="http://www.altera.com/support">www.altera.com/support</a>
Technical training	Website	<a href="http://www.altera.com/training">www.altera.com/training</a>
	Email	<a href="mailto:custrain@altera.com">custrain@altera.com</a>
Product literature	Website	<a href="http://www.altera.com/literature">www.altera.com/literature</a>
Non-technical support (General) (Software Licensing)	Email	<a href="mailto:nacomp@altera.com">nacomp@altera.com</a>
	Email	<a href="mailto:authorization@altera.com">authorization@altera.com</a>

**Note to table:**

(1) You can also contact your local Altera sales office or sales representative.

## Typographic Conventions

This document uses the typographic conventions shown in the following table.

Visual Cue	Meaning
<b>Bold Type with Initial Capital Letters</b>	Indicates command names, dialog box titles, dialog box options, and other GUI labels. For example, <b>Save As</b> dialog box.
<b>bold type</b>	Indicates directory names, project names, disk drive names, file names, file name extensions, and software utility names. For example, \qdesigns directory, <b>d:</b> drive, and <b>chiptrip.gdf</b> file.
<i>Italic Type with Initial Capital Letters</i>	Indicates document titles. For example: <i>AN 519: Stratix IV Design Guidelines.</i>
<i>italic type</i>	Indicates variables. For example, $n + 1$ . Variable names are enclosed in angle brackets (< >). For example, <file name> and <project name>.pof file.
Initial Capital Letters	Indicates keyboard keys and menu names. For example, Delete key and the Options menu.
“Subheading Title”	Quotation marks indicate references to sections within a document and titles of Quartus II Help topics. For example, “Typographic Conventions.”
Courier type	Indicates signal, port, register, bit, block, and primitive names. For example, data1, tdi, and input. Active-low signals are denoted by suffix n. Example: resetn. Indicates command line commands and anything that must be typed exactly as it appears. For example, c:\qdesigns\tutorial\chiptrip.gdf. Also indicates sections of an actual file, such as a Report File, references to parts of files (for example, the AHDL keyword SUBDESIGN), and logic function names (for example, TRI).
1., 2., 3., and a., b., c., and so on.	Numbered steps indicate a list of items when the sequence of the items is important, such as the steps listed in a procedure.
■ ■	Bullets indicate a list of items when the sequence of the items is not important.
	The hand points to information that requires special attention.
	A caution calls attention to a condition or possible situation that can damage or destroy the product or your work.
	A warning calls attention to a condition or possible situation that can cause you injury.
	The angled arrow instructs you to press the enter key.
	The feet direct you to more information about a particular topic.